

ADITYA SERIES

WSD-385 to WSD-400

WAAREE®

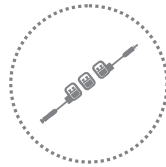
One with the Sun



Highest reliability & enhanced crack tolerant 9BB module



Better performance under all climatic conditions



Split junction box



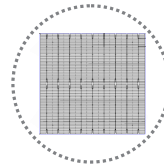
Reduced power losses up to 1/4 times




PID resistant with long term reliability



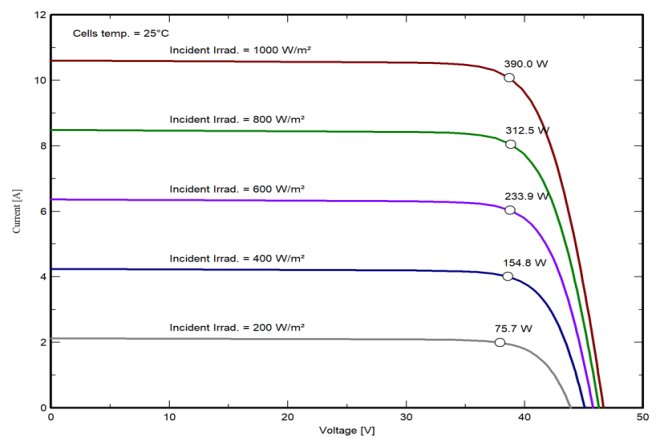
Sustain heavy wind & snow loads (2400 pa & 5400 pa)



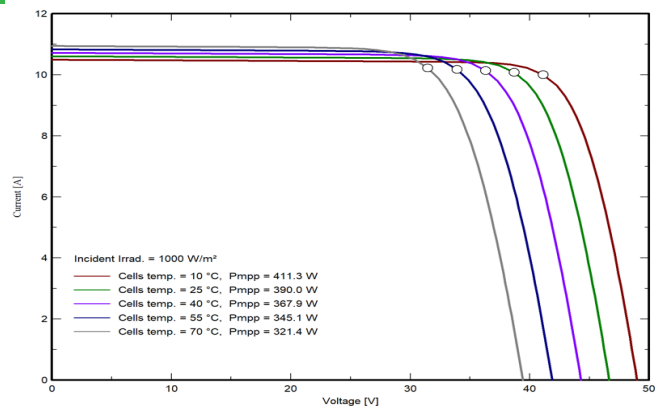
M6 Poly PERC cells



I-V VARIATION WITH IRRADIANCE



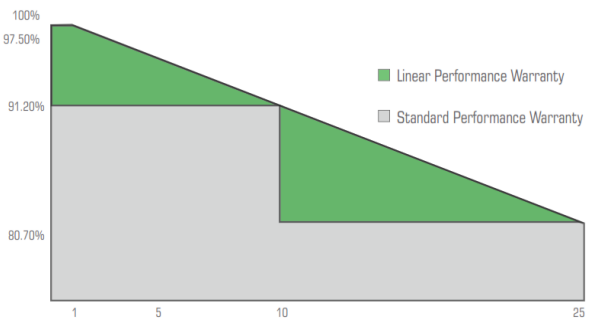
I-V VARIATION WITH TEMPERATURE



The Graphs are for reference purpose only. Please consult Waaree technical team for further clarifications.

INTERNATIONAL & NATIONAL CERTIFICATIONS

IEC 61215 | IEC 61730 | UL61730
IEC TS 62804-1



ISO 9001:2015 | ISO 14001:2015 | ISO 45001:2018
Independent assessment of factories by BLACK & VEATCH

ADITYA SERIES

WSD-385 to WSD-400

WAAREE[®]

One with the Sun

ELECTRICAL CHARACTERISTICS

Models	Pmax (W)		Vmp (V)		Imp (A)		Isc (A)		Voc (V)		Module Eff. (%)
	STC	NOCT	STC	NOCT	STC	NOCT	STC	NOCT	STC	NOCT	
WSD-385	385	288.4	38.66	35.57	9.98	8.12	10.70	8.66	46.51	43.35	17.71
WSD-390	390	292.1	38.81	35.70	10.05	8.18	10.72	8.67	46.66	43.48	17.94
WSD-395	395	295.9	39.02	35.90	10.13	8.25	10.73	8.68	46.80	43.62	18.17
WSD-400	400	299.6	39.31	36.17	10.18	8.29	10.75	8.70	47.02	43.82	18.40

*Standard Test Conditions (STC) - 1000 W/m² irradiance, Air Mass 1.5 and 25°C cell temperature. Nominal Operating Cell Temperature (NOCT) - 800 W/m² irradiance, Air Mass 1.5, Ambient temperature 20°C and Wind speed 1 m/s. Average power reduction of 4.5% at 200 W/m² as per IEC 60904-1. Measuring Uncertainty ± 3%.

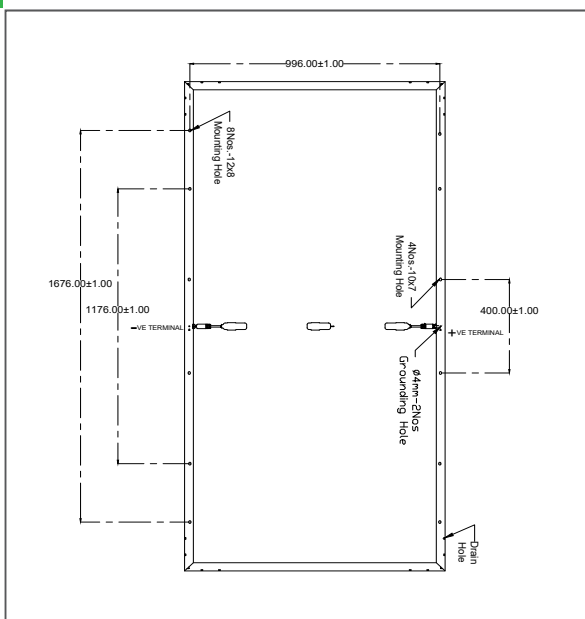
System Voltage	1500 V
----------------	--------

Series Fuse Rating	22 A
--------------------	------

MECHANICAL CHARACTERISTICS

Length x Width x Thickness (L x W x T)	2094 mm (L) x 1038 mm (W) x 35 mm (T)
Weight	23.5 kgs
Solar Cells per Module (Units) / Arrangement	144 cells / (12x6 12x6)
Solar Cell Type & Size	Poly PERC, 83 x 166 mm
Front Glass	3.2 mm Low Iron and Tempered glass with ARC coating
Encapsulate	PID Free & UV Resistant
Junction Box (Protection degree/ Material)	IP68 / Weatherproof PPO
Cable & Connector (Protection degree / Type)	IP68 rated / MC4 compatible
Cable cross - section & Length	4 mm ² & 500mm
Frame	Anodized Aluminium Alloy

DESIGN SPECIFICATIONS



10 Years Product Warranty • 25 Years Power Output Warranty

- The electrical data given here is for reference purpose only.
- Please confirm your exact requirements with the sales representative while placing your order.
- Refer installation Manual instructions & Waaree warranty statement for terms & conditions.
- Waaree Reserves the right to change the specifications without prior notice.

THERMAL CHARACTERISTICS

Temperature coefficient of Current (Isc), α (%/°C)	0.07
Temperature coefficient of Voltage (Voc), β (%/°C)	-0.36
Temperature coefficient of Power (Pm), γ (%/°C)	-0.38
NOCT (°C)	43 ± 2
Operating temperature range (°C)	-40 to 85

Waaree Energies Ltd. is amongst the top Solar Energy Companies and has the country's largest Solar PV Module manufacturing capacity of 5 GW. In addition, it is committed to provide top notch EPC services, project development, rooftop solutions, solar water pumps and also in an Independent Power Producer. Waaree has its presence in over 325+ locations nationally and 68 countries globally.

*If you need specific product certificates, and if module installations are to deviate from our guidance specified in our installation manual, please contact your local Waaree sales and technical representatives.